

ISOLMER® - 400

Blue

 Static load: up to N/mm²
0.400

 Dynamic load: up to N/mm²
0.650

 Load peaks: up to N/mm²
4.500

ISOLMER® - 400 Polyurethane foam mats

Mixed cellular polyether-urethane mats
for structure-borne sound insulation and vibration protection

Specification

- Low natural frequency
- High insulating effect with shocks / vibrations
- Low dynamic stiffening factor
- Constant characteristic values over a long service life
- Resistant to concrete grouts, oils, diluted acids and alkalis



Product- / Logistics data

| | | | |
|-------------------|-------------|----------------|--|
| Thickness mm | 12.5 and 25 | Stockholding | Store in a dry place, do not expose to direct sunlight |
| Length x width mm | 1'000 x 500 | Storage period | Unlimited with correct storage |

Technical data

| Size | Unit | Value | Test method | Comment |
|--|-------------------|--|-----------------|---|
| Mechanical loss factor | | 0.10 | DIN 53513* | Guid value |
| Static E-modulus | N/mm ² | 2.720 | DIN 53513* | Compression: 0.400 N/mm ² |
| Dynamic shear modulus at 10 Hz | N/mm ² | 5.270 | DIN 53513* | Compression: 0.400 N/mm ² |
| Rebound elasticity | % | 50 | DIN EN ISO 8307 | +/- 10 % |
| Residual compression set | % | < 6 | DIN EN ISO 1856 | 50 %, + 23 °C, 70 h 30 min after unloading |
| Thermal conductivity | W/(m·k) | 0.10 | DIN 52612-1 | |
| Specific volume resistance | Ω·cm | > 10 ¹¹ | DIN IEC 93 | Dry |
| Coefficient of friction with steel μ _s | | 0.5 | | Dry |
| Coefficient of friction with concrete μ _s | | 0.7 | | Dry |
| Inflammability | | E | EN 13501-1 | Normal flammable |
| Long-term temperature resistance | °C | Long-term: -30 to +70 Short-term: to +120 | | |

* Measurement based on the corresponding standard.

Installation

| | |
|-------------------------|---|
| Surface | Avoid direct contact between ISOLMER® mats and materials containing plasticiser (use a release layer). Requirements storage area: Load capacity > dynamic load. No loose parts. Power troweled. Free from teeth and gravel nets. Flatness under 2-m-lath ≤ 10 mm, > 10 mm re-profiling. Clean swept (Standard SIA-271:2007) |
| Installation | The connection points are fully pushed. Before applying the concrete, the ISOLMER® mats are protected with a 2-ply tough PE foil (0.2 mm) and the overlap trapped to avoid cement contamination. |
| Screed requirement | Concrete or underlay flooring with flowable consistency as well as aerated concrete are only suitable to a limited extent and require additional, special sealing measures. |
| Processing instructions | The installation of ISOLMER® mats should only be carried out by trained personnel. When using auxiliary products, e.g. adhesives, the ambient temperature and humidity must meet the requirements of the auxiliary products used. The corresponding product data sheets are to be considered. |
| Water | When in contact with water, ISOLMER® boards absorb a certain amount of moisture, which impairs their full function with regard to structure-borne sound insulation. The ISOLMER® boards must therefore be protected against water penetration during the shell construction phase and in the final state. |

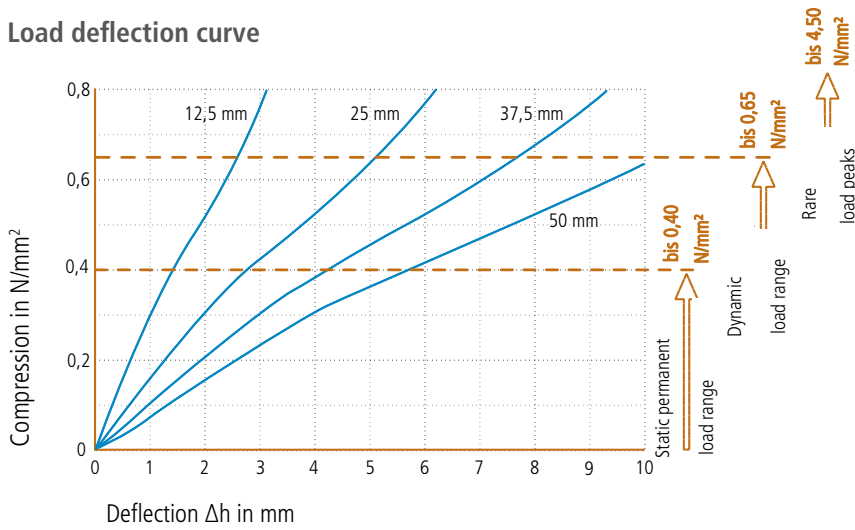
Safety- and Health instructions

| | |
|----------------|--|
| Safety note | The local safety requirements must be considered. |
| Transportation | The ISOLMER® mats are not classified as "endangered products". |
| Disposal | Waste code according to European Waste Catalogue Ordinance: 07 02 13. Local requirements must be considered. |

ISOLMER® -400 Polyurethane foam mats

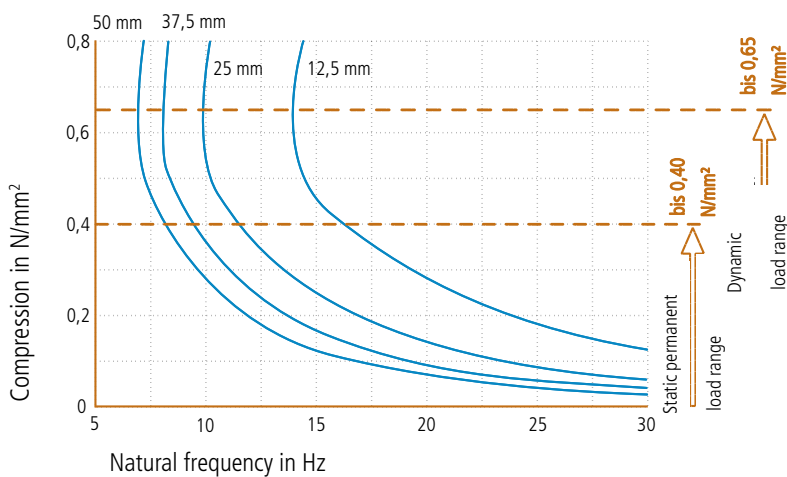
Important physical properties for dimensioning

Load deflection curve



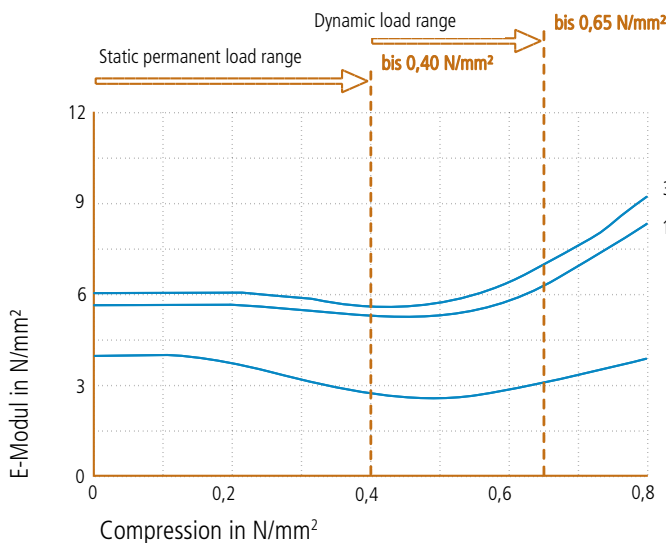
Spring characteristic curve.
 Test speed $v = 1\%$ of thickness.
 Test at room temperature between flat steel plates.
 Recording of the 3rd load.
 Form factor $q = 3$.

Natural frequency



Natural frequency of a system consisting of a rigid mass and a layer of ISOLMER® on a rigid base.
 Form factor $q = 3$.

Modulus of elasticity



Load dependence of the static and dynamic moduli of elasticity.
 Dynamic E-modulus: harmonic excitation with an amplitude of $\pm 0,22$ mm at 10 Hz and $\pm 0,08$ mm at 30 Hz.
 Static E-modulus: tangent modulus from the spring characteristic.
 Measurement according to DIN 53513.
 Form factor $q = 3$.

All informations and datas are based on our current knowledge and can be used as calculation or guideline values. These are dependent on manufacturing tolerances and do not constitute guaranteed properties. Changes reserved. Further technical information can be found on our website www.hbt-isol.com.